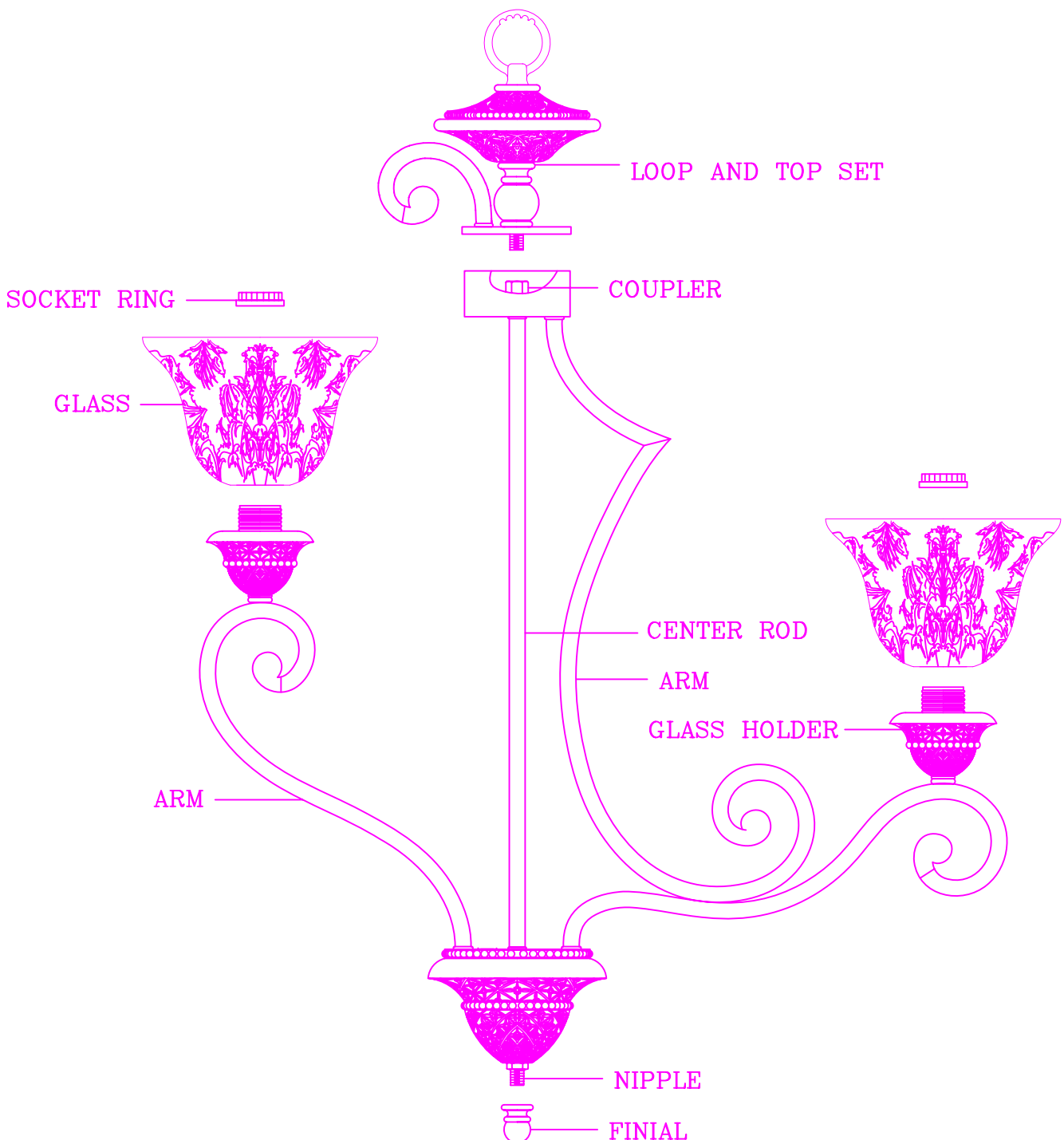


1. Turn loop and top set into coupler.
2. Turn the finial onto the nipple.
3. Split the arms evenly, make sure each arm is aligned with the center rod.
4. Attached glasses to glass holder and secure it with socket ring.





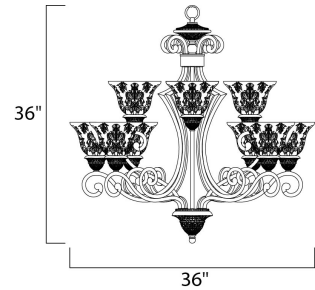
Lighting Your Life Since 1970

Product Specifications - 11245SAOI

Job Name:	Job Type:
Quantity:	Comments:



11245SAOI
Symphony 9-Light Chandelier



Finish

Oil Rubbed Bronze

Glass/Shade

Screen Amber

Product Category

Multi-Tier Chandelier

Lamping

Number of Bulbs	9
Light Type	Incandescent
Bulb Type	MB
Max Bulb Wattage	100
Max Fixture Wattage	900
Rated Life	±2,500 Hours
Rated Lumens	±10,350
Color Temp	±2,700 K
Bulb(s)	Not Included
Light Up/Down	N/A
Beam Spread	N/A
CRI	N/A
Photo Cell Included	N/A
Ballast/Driver/Transformer	No
Dimmable	Standard

Measurements

Width	32.00"
Height	32.00"
Length	N/A
Extension	N/A
Back Plate Width	N/A
Back Plate Height	N/A
HCO	N/A
Min Overall Height	0.00"
Max Overall Height	N/A
Hanging Weight	30.03 lbs
Height Adjustable	N/A
Slope	N/A
Chain Length	72"
Wire Length	180"
Canopy Width	N/A
Canopy Height	N/A
Canopy Length	N/A

Shipping

Carton Weight	33.62 lbs
Carton Width	28"
Carton Height	12"
Carton Length	31"
Carton Cubic Feet	5.95
Master Pack	1
Master Pack Weight	N/A
Master Pack Width	N/A
Master Pack Height	N/A
Master Pack Length	N/A
Master Cubic Feet	N/A
UPS Shippable	Yes

Certification

Safety Rating	Dry
Energy Star	No
CA Title 24	No
CA Title 20	No
ADA	No
Dark Sky	N/A

Other

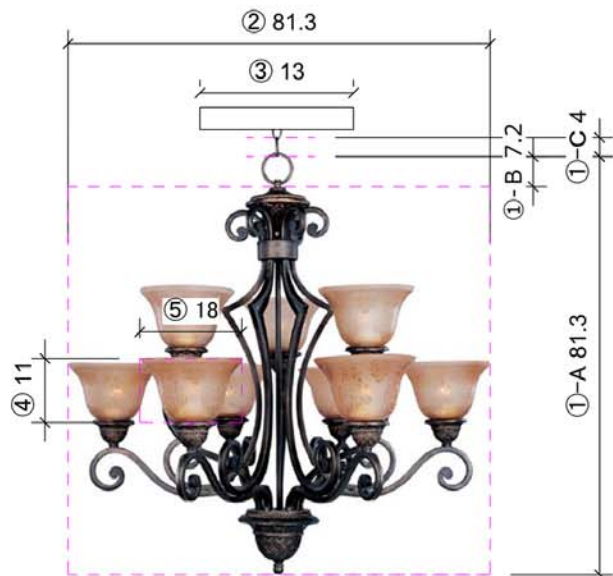
UPC Code	783209009769
Shades Included	N/A
Crystals Included	N/A
Diffuser Included	N/A
Conversion Kit	N/A
Material	Iron

Equivalents

Incandescent Watts	N/A
Fluorescent Watts	N/A

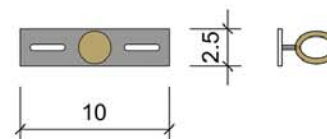
Maxim Lighting International and all designs, logos and images © 2015 Maxim Lighting International. All Rights Reserved. Maxim Lighting International reserves the right, at any time, to make changes in the design and/or construction of the product including the discontinuation of product without prior notice. Color may vary from what is pictured above due to limitations inherent to photographic processes.

Always consult a qualified, licensed electrician before installation of any product weighing 35 pounds or more. We recommend that a qualified, licensed electrician do the installation. Always install to a mechanically sound structure.

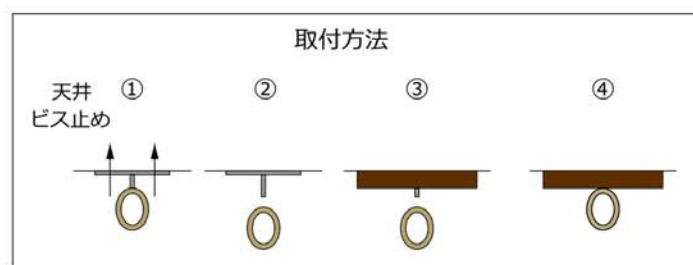


寸法(cm)
 ①A~C 本体各H
 ②=本体W
 ③=メダリオン
 ④=ガラスH
 ⑤=ガラスW

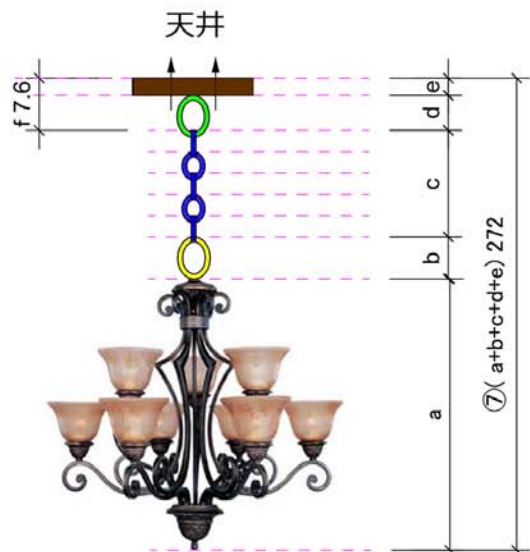
取付金具



取付方法

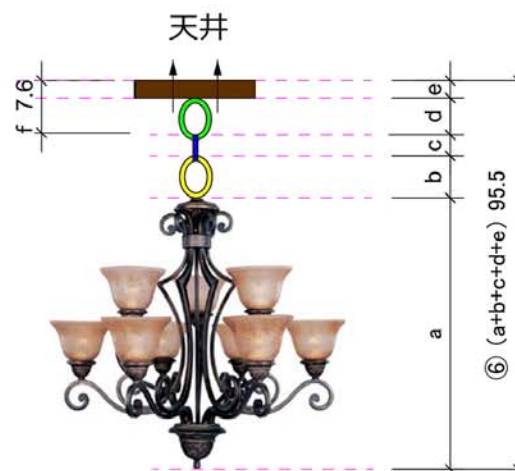


⑥取付最大寸法



a=本体
 b=本体金具
 c=チェーン
 d=取付金具
 e=メダリオン
 f=d+e

⑦取付最小寸法



a=本体
 b=本体金具
 c=チェーン
 d=取付金具
 e=メダリオン
 f=d+e